

# BORSA İSTANBUL AT A GLANCE

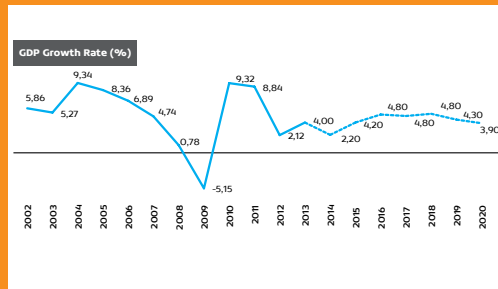


**BORSA  
İSTANBUL**

*Benchmark for Investment*

## Country Economic Figures

Europe's	6 <sup>th</sup>	biggest economy*
World's	16 <sup>th</sup>	biggest economy*
Most attractive	14 <sup>th</sup>	FDI destination**
World's	6 <sup>th</sup>	most popular tourism destination***



One of the fastest growing economies in the world with a real GDP average growth rate of 5.03 % between 2002 - 2013\*\*\*\*

USD 15,510 GDP per capita in 2013

## Credit Rating

Foreign Currency Rating

Investment Grade

Moody's → Baa3

S&P → BB+

Fitch → BBB-

'Advanced Emerging Market' status by FTSE

Robust banking sector, 15.3% capital adequacy ratio

\* IMF, World Economic Outlook GDP based on PPP, April 2014

\*\* UNCTAD World Investment Prospects Survey 2013 - 2015

\*\*\* UNWTO, Most-visited countries 2012

\*\*\*\* Economist Intelligence Unit

The information and data contained in this publication are presented for general information only. While careful effort has been made to ensure the accuracy of this information, the Borsa Istanbul assumes no responsibility for any omissions or errors. The data should not be used for investment advice, as they are not trading recommendations or guarantees of specific results.

# Markets & Products

**Equity Market**

T+2

**Debt Securities Market**

Value Date\*

**Emerging Companies Market**

T+2

**Precious Metals and Diamond Market**

Value Date\*\*

**Derivatives Market**

T+3 (Physical Delivery)  
T+1 (Cash Settlement)

Equities
Exchange Traded Funds
Warrants
Certificates
Sukuk Certificates
Government Bonds
Treasury Bills
Revenue Indexed Bonds
Turkish Eurobonds
Central Bank of Turkey's Liquidity Bills
Privatization Administration's Debt Securities
Corporate Bonds
Bank Bills
Asset-Backed Securities
Repo/Reverse Repo Transactions
Single Stock Futures
Single Stock Options
Index Options (on BIST 30 Index)
Index Futures (on BIST 30 Index)
Currency Futures
Precious Metals Futures
Commodity Futures
Energy Futures
Gold
Silver
Platinum
Palladium
Diamond

\* Value date of outright purchases and sales transactions vary between 0-90 days for government debt securities, 0-30 days for other securities, while the beginning value date of repo/reverse repo transactions vary between 0-7 days. Value date for outright purchases and sales transactions of foreign securities vary between 1 business - 15 calendar days.

\*\* Value date of outright purchases and sales transactions vary between 0-90 days for precious metals (gold, silver, platinum, palladium). Physical delivery and cash settlement of diamond transactions take place in time of transaction.

Equity Portfolio Holdings  
by International Investors

USD **56.2** billion

**62.5%** of free float capitalization\*

Ranked **3<sup>rd</sup>** Equity Market in the world in terms of share turnover velocity

**192.3%**\*\*

World's **4<sup>th</sup>** largest Bond Market in terms of electronic order book trading

USD **212.6** billion\*\*

**7<sup>th</sup>** largest traded value in equities among the emerging markets

USD **419.3** billion\*\*

World's **8<sup>th</sup>** largest bond market

USD **521.1** billion\*\*

**421**  
Companies

**17**  
ETFs

**341**  
Warrants &  
Certificates

**293**  
Corporate  
Debt Securities

**15**  
Sukuk  
Certificates

\*\*\*

**IPOs**

2010 → 22

2011 → 27

2012 → 26

2013 → 18

USD **4.1** billion\*\*\*\*

**SPOs**

2012 & 2013 → 2 USD **4** billion\*\*\*\*

**ListingIstanbul**

Borsa Istanbul launched the "ListingIstanbul" Program, which refers to the entire promotion, marketing and communicating activities aimed towards increasing the number of foreign securities listed in Borsa Istanbul markets, contributing to Istanbul's vision of positioning itself as a global financial center.

The program has 18 partners covering 47 countries in seven regions (West/Central Europe, Eastern Europe, Balkans, Central Asia, Asia-Pacific, MENA and Sub-Saharan Africa). For further information, please visit: [www.listingistanbul.com](http://www.listingistanbul.com)

\* Central Registry Agency, end-2013

\*\* World Federation of Exchanges, end-2013

\*\*\* Borsa Istanbul, end-2013

\*\*\*\* Funds raised as of end-2013

## Equity Market

Total Market Capitalization USD **237.6** billion\*

Daily Average Trading Value USD **1.73** billion\*

Total Trading Value USD **431.3** billion\*

## Debt Securities Market

Outright Purchases and Sales Market  
Daily Average Trading Value USD **0.86** billion\*

Repo-Reverse Repo Markets  
Daily Average Trading Value USD **13.6** billion\*

Total Trading Value USD **3.62** trillion

## Derivatives Market

Daily Average Trading Value USD **1.37** billion\*

No. of Open Interest **427,501**\*

Total Trading Value USD **76.17** billion\*

## Precious Metals and Diamond Market

Gold Trading Volume **437.8** tons\*\*

Silver Trading Volume **465.6** tons\*\*

\* Borsa İstanbul, end-2013

\*\* Borsa İstanbul, realized in 2013

## Equity Indices

BIST 100  
BIST 100 Capped  
BIST 50  
BIST 30  
BIST 30 Capped  
BIST 10 Banks  
BIST 100-30  
BIST Dividend 25  
BIST Dividend  
BIST Corporate Governance  
BIST IPO  
BIST All Shares  
BIST All-100  
BIST National  
BIST SME Industrial  
BIST Industrials  
BIST Services  
BIST Financials  
BIST Technology  
BIST Investment Trusts  
BIST Second National  
BIST City Indices

## Debt Security Market Indices

BIST DSM Price  
BIST DSM Performance  
BIST DSM Portfolio  
Performance  
BIST Repo

## Precious Metals Indices

BIST Gold  
BIST Precious Metal

## Investable Joint Index

Greece & Turkey 30 Index (GT-30)

## Borsa İstanbul Members

100	Brokerage Houses
11	Investment and Development Banks
29	Commercial Banks
4	Participation Banks
19	Precious Metals Brokerage Houses
12	Precious Metals Producing and Marketing Companies
39	Currency Offices
68	Jewelry Sector Companies*

## Data Dissemination

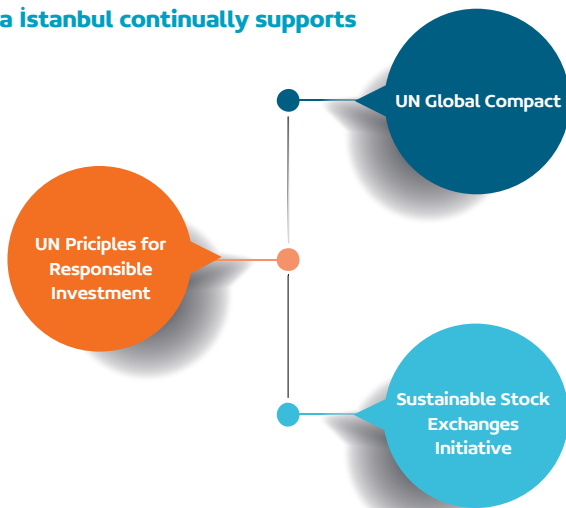
Data created in Borsa İstanbul markets are disseminated via licensed data distributors and sub-distributors authorized by Borsa İstanbul on a real time and delayed basis.

35 data distributors disseminate real-time market-by-price data while 230 sub-distributors disseminate basic data or delayed data. Market depth data dissemination enables investors to access various data on the Borsa İstanbul markets simultaneously and in a transparent environment.

\* Jewelry sector companies are not members of Borsa İstanbul but they operate on the Diamond and Precious Stones Market.

12 MoUs have been signed since the end of 2011

Borsa İstanbul continually supports



## Turkey

İstanbul Settlement and Custody Bank  
52.09%

Merkezi Kayıt Kuruluşu (Central Registry Agency)  
30.1%

Capital Market Licensing and Training Agency of  
Turkey 10%

## International

Baku Stock Exchange 4.76%

Kyrgyz Stock Exchange 24.51%

Montenegro Stock Exchange 24.39%

Sarajevo Stock Exchange 5.01%

## International Memberships

<b>AFM</b>	Association of Futures Markets
<b>FEAS</b>	Federation of Euro-Asian Stock Exchanges
<b>FESE</b>	Federation of European Securities Exchanges
<b>FIA</b>	Futures Industry Association
<b>FIX Protocol</b>	Financial Information Exchange Protocol
<b>ICMA</b>	International Capital Market Association
<b>IIFM</b>	International Islamic Financial Market
<b>IFSB</b>	Islamic Financial Services Board
<b>IOSCO</b>	International Organization of Securities Commissions
<b>ISG</b>	International Surveillance Group
<b>OIC</b>	Organization of Islamic Cooperation Member States' Stock Exchanges Forum
<b>SIIA (FISD)</b>	Software and Information Industry Association (Financial Information Services Division)
<b>XBRL INT.</b>	Extensible Business Reporting Language
<b>WFDB</b>	World Federation of Diamond Bourses
<b>WFE</b>	World Federation of Exchanges

## In Progress

**BIST Sustainability Index** will include companies with high level of sustainability performance.


**Currency Options** will be launched on Borsa İstanbul Derivatives Market.

# Istanbul International Financial Center

The vision of Istanbul International Financial Center (IFC-Istanbul) Project is that “Istanbul shall first become a regional financial center, and ultimately a global financial center”. The IFC-Istanbul Strategy and Action Plan includes 71 actions. In these actions, Borsa İstanbul participates in 30 out of 71 actions as a responsible or cooperating organization, and actively takes part in 8 committees.

Considering the growth potential of its investor base, the number of companies traded, and the product range, as well as its market liquidity and technological infrastructure, Borsa İstanbul is the leading exchange in its region and aims to continue to contribute to the growth of Turkey and to the vision to make Istanbul an international financial center.

IFC-Istanbul Project and Borsa İstanbul have mutual contributions to each other.









May 2014



**BORSA  
İSTANBUL**

*Benchmark for Investment*

**Borsa İstanbul**

Reşitpaşa Mahallesi  
Tuncay Artun Caddesi  
Emirgan 34467 İstanbul

T: +90 212 298 21 00  
F: +90 212 298 25 00  
borsaistanbul.com



/borsaistanbulEN



/borsaistanbul



/borsaistanbul